


# Mappa Postazioni U.d.G. sul percorso



Data: 22-23-24 Marzo 2024

Luogo: Diacceto Pelago (FI)

Distanza complessiva: Km. 8+450

Start :  SP 70 - Loc. Diacceto Km. 5+000

Finish :  SP 70 - Bivio Vallombrosa Km. 13+450



in collaborazione con



## LEGENDA



AMBULANZA



CARRO ATTREZZI



AUTO MEDICA



TEAM  
DECARCERAZIONE



POSTAZIONI CP  
RADIO



SAFETY CAR




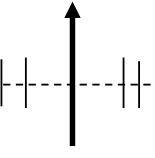




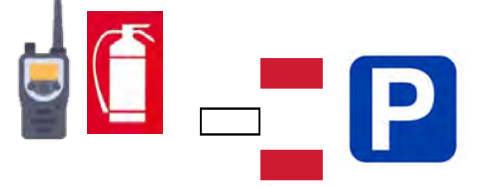
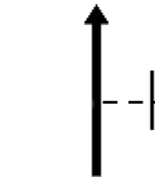



































POSTO AUTO CP

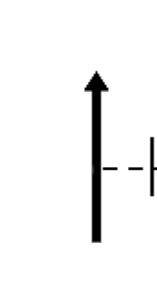









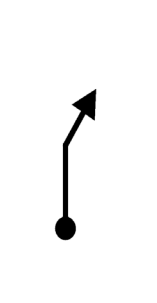



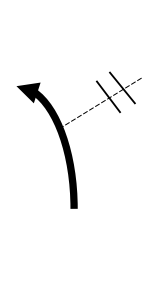




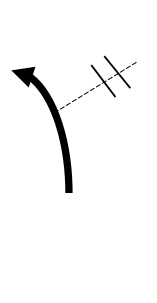





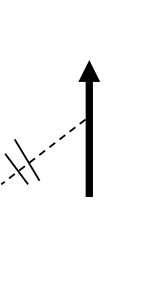






















INTERMEDIO/CRONO



























Post.	Km. Tot.	Parz.	Simboli	Immagine	Info / Servizi / CP
-------	----------	-------	---------	----------	---------------------





























0	0,000				 <p><b>START</b></p>
1	0,090	0,090			 <p>CP su stradina a SX</p>
2	0,360	0,270			 <p><b>CHICANE SX-DX-SX</b> CP su Bivio a DX</p>
3	0,710	0,350			 <p>CP su stradina/slargo a DX</p>
4	1,000	0,290			 <p>CP su terrapieno a SX</p>
5	1,190	0,190			 <p>CP su stradina a DX</p>





























6	1,350	0,160			   <p>CP su stradina a SX</p>
7	1,470	0,120			  <p>CP su terrapieno a DX</p>
8	1,610	0,140			  <p>CP dietro guard-rail a DX</p>
9	1,770	0,160			  <p>CP su spiazzo a DX</p>
10	1,970	0,200			  <p>CP dietro guard-rail a DX</p>
11	2,170	0,200			  <p>CP sullo slargo dietro guard-rail a DX</p>

12	2,390	0,220			   <p>CP su strada a DX</p>
13	2,520	0,130			   <p>CP su stradina a SX</p>
14	2,620	0,100			  <p>CP su terrapieno a SX</p>
15	2,800	0,170			   <p>CP in apertura guard-rail a DX</p>
16	3,000	0,210			    <p>CP e ambulanza su spiazzo a DX</p>
17	3,150	0,150			  <p>Cp su stradina a SX</p>




























18	3,400	0,250			 <p><b>INTERMEDIO 1</b> CP e Carro Attrezzi a SX su strada</p>
19	3,560	0,160			 <p>CP in alto scale a SX</p>
20	3,800	0,240			 <p>CP su slargo a DX</p>
21	3,960	0,160			 <p><b>BORSELLI</b> CP prima della casa a SX</p>
22	4,080	0,120			 <p>CP dietro sede Circolo a DX</p>
23	4,170	0,090			 <p>CP su accesso abitazione a SX</p>

24	4,290	0,120			   <p>CP su strada DX</p>
25	4,530	0,240			  <p>CP su spiazzo a SX</p>
26	4,700	0,170			  <p>CP su terrapieno a DX</p>
27	4,880	0,180			  <p>CP su spiazzo a DX</p>
28	5,010	0,130			   <p><b>Bivio LE CUPOLE</b> CP su strada a DX</p>
29	5,230	0,220			  <p>CP su spiazzo a SX</p>

30	5,360	0,130			  <p>CP su terrapieno a DX</p>
31	5,610	0,250			   <p>CP e Ambulanza su stradina a SX</p>
32	5,830	0,220			  <p>CP su terrapieno a DX</p>
33	5,970	0,140			   <p>CP su stradina a SX A supporto post. 34</p>
34	6,060	0,090			   <p><b>CHICANE SX-DX-SN</b> CP su slargo a DX</p>
35	6,260	0,200			   <p>CP dopo cancello dietro rete a SX</p>

36	6,560	0,300			  <p>CP su terrapieno rialzato a SX</p>
37	6,760	0,200			  <p>CP dietro guard-rail prima dello DX</p>
38	6,970	0,210			   <p>CP su slargo sulla DX</p>
39	7,100	0,130			     <p><b>INTERMEDIO 2</b> Mezzi, Crono e CP su strada a SX</p>
40	7,300	0,200			  <p>CP su rialzo a SX</p>
41	7,450	0,150			  <p>CP su terreno rialzato a SX</p>



42	7,600	0,150			  <p>CP su terrapieno a SX</p>
43	7,780	0,180			  <p>CP protetti da guard-rail a DX</p>
44	8,010	0,230			   <p>CP protetti da casotto ANAS a DX</p>
45	8,140	0,130			  <p>CP su terrapieno a SX</p>
46	8,300	0,110			  <p>CP dietro guard-rail a DX</p>
47	8,450	0,200	 		   <p><b>ARRIVO</b> CP dietro guard-rail a DX</p>

48	0,250	 <p>SLOW</p>		  <p><b>RALLENTAMENTO</b> CP a DX su strada <i>(auto in gara tenersi a destra)</i></p>
49	0,350			    <p><b>PARCO CHIUSO</b></p>

